



PAMBANSANG PUNONGHIMPILAN TANOD BAYBAYIN NG PILIPINAS
(National Headquarters Philippine Coast Guard)
139 25th Street, Port Area
1018 Manila

CGLSC/CGIDS

05 June 2025

**CIRCULAR
NUMBER 16-22**

AMENDMENT 01-25

**AMENDMENT TO CGLSC / CGIDS CIRCULAR 16–22 DATED 19 OCTOBER 2022
OTHERWISE KNOWN AS “STANDARD COLOR SCHEME FOR PHILIPPINE
COAST GUARD BUILDINGS AND SIGNBOARD FOR PCG OFFICES AND
OTHER FACILITIES”**

I. The provision on Section V Definition of Terms is hereby amended:

As read:

V. DEFINITION OF TERMS

1. Accent – An element in architectural design that differs from everything from the façade for aesthetics or to highlight an element in a façade.
2. Cladding – The application of one material over another to provide a skin or layer in a wall.
3. Fascia - A material such as that covers the end of rafters.
4. Ledge - A narrow horizontal surface projecting from an exterior wall which usually applied for weather protection.
5. Structural Member - Any load supporting member of a facility, such as beams, and columns
6. Wall - Structural element which divides the space into two spaces and also provides privacy and protection for the user or materials sheltered in a building.

18

To read:

V. DEFINITION OF TERMS

1. Accent – element in architectural design that differs from everything from the façade for aesthetics or to highlight an element in a façade.
2. Cladding – application of one material over another to provide a skin or layer in a wall.
3. Fascia – material such as that covers the end of rafters.
4. Ledge – narrow horizontal surface projecting from an exterior wall which usually applied for weather protection.
5. PCG Racing Stripe – composed of diagonal lines usually painted on watercraft hulls of PCG vessels which serves as a PCG identifying mark.
6. Structural Member – any load supporting member of a facility, such as beams and columns.
7. Wall – structural element which divides the space into two spaces and also provides privacy and protection for the user or materials sheltered in a building.

II. The provision on Section VII Guidelines is hereby amended:

As read:

VII. GUIDELINES

PCG IDENTIFYING MARKS ON PCG BUILDINGS (Annex A)

PCG stripe (international orange, white and blue) and logo with words “PHILIPPINE COAST GUARD” shall be painted in a fixed board and hanged in front of all PCG District Headquarters, Stations, Sub-stations, Light Station and Unit Buildings where can be best seen. The dimension of each letter of identifying marks shall be sixteen (16) centimeters in height, ten (10) centimeters width and three (3) centimeters thick, color black. The dimension of the orange stripe is forty-five (45) centimeters in height and thirty (30) centimeters thick. The white and blue stripes are forty-five (45) centimeters in height and ten (10) centimeters thick each and the PCG logo shall be painted in the center of the orange stripe with diameter of twenty-four (24) centimeters.

PCG FACILITY NAME SIGNAGE (Annex B)



TEXT SPECIFICATIONS				
TEXT AND LETTER CASE	LOCATION	STANDARD FONT STYLE	COLOR / MATERIAL	HEIGHT PROPORTION
UPPER RECTANGLE – the height is $\frac{3}{4}$ of total height of the signage.				
IN CHARGE OF MOTHER UNIT	1 st Row Text Centered	Frutiger 65 Bold (Capitalize First Letter of the Word)	Universal White (Painted / Printed) or Stainless Steel Material (Light Color)	$\frac{1}{2}$ height of the OFFICE / UNIT NAME
SPACE 1	Below 1 st Row Text			$\frac{1}{2}$ height of the OFFICE / UNIT NAME
MOTHER UNIT	2 nd Row Text Centered	FRUTIGER 76 ITALIC (ALL CAPS)	Universal White (Painted / Printed) or Stainless Steel Material (Light Color)	$\frac{1}{2}$ height of the OFFICE / UNIT NAME
SPACE 2	Below 2 nd Row Text			same height of the IN CHARGE OF MOTHER UNIT text
OFFICE / UNIT NAME	3 rd Row Text Centered, it can exceed to 2 or more rows depending on the length of name of the office/ unit	FRUTIGER 75 BLACK (ALL CAPS)	Universal White (Painted / Printed) or Stainless Steel Material (Light Color)	Basis for Proportion
LOWER RECTANGLE – the height is $\frac{1}{4}$ of total height of the signage.				
Location	Last Row Text; on the center of the lower rectangle	Frutiger 65 Bold (Capitalize First Letter of the Word)	Universal White (Painted / Printed) or Stainless Steel Material (Light Color)	$\frac{1}{2}$ height of the OFFICE / UNIT NAME Text

LOGO SPECIFICATION



BAGONG PILIPINAS

LOGO	LOCATION	HEIGHT PROPORTION
MOTHER UNIT LOGO	-LEFT SIDE of the Upper Rectangle - The bottom of the logo is aligned to the bottom of the Mother Unit Text - distance of the height of Office / Unit Name Text from the left of the Office / Unit Name Text	3 x the height of Office / Unit name text
OFFICE / UNIT LOGO	-RIGHT SIDE of the Upper Rectangle - The bottom of the logo is aligned to the bottom of the Mother Unit Text - distance of the height of Office / Unit Name Text from the RIGHT of the Office / Unit Name Text	






COLOR SPECIFICATION		
COLOR	COLOR NAME	ALLOCATION
	PANTONE BLUE 072 C or Cyan = 100% Magenta = 88% Yellow = 0%, Black = 5%	BACKGROUND
	GLOBAL RED or Cyan = 0% Magenta = 100% Yellow = 100%, Black = 5%	PARTITION ABOVE LOWER RECTANGLE; TO BE COVERED ON THE UPPER RECTANGLE with the thickness of 1/8 of the total height of the Lower Rectangle

PCG OFFICE DIRECTORY SIGNAGE (Annex C)

COLOR SPECIFICATION		
COLOR	COLOR NAME	ALLOCATION
	PANTONE BLUE 072 C or Cyan = 100% Magenta = 88% Yellow = 0%, Black = 5%	Background of the name directory, framing
	INTERNATIONAL ORANGE or Cyan = 0% Magenta = 69% Yellow = 100%, Black = 0%	1" Border on each name directory



PCG BUILDINGS AND FACILITIES

COLOR SPECIFICATION		
COLOR	COLOR NAME	ALLOCATION
	PANTONE BLUE 7461 U or Cyan = 66%, Magenta = 26%, Yellow = 0%, Black 22%	Roofing
	PANTONE BLUE 072 C or Cyan = 100% Magenta = 88% Yellow = 0%, Black = 5%	Exterior Façade Moldings, Fascia Board, Gutter, Ledge, PCG Facility Name Entrance
	PANTONE COOL GREY 10 U or Cyan = 4% Magenta = 3% Yellow = 0%, Black = 47%	Structural Member Nosing
	BEIGE or Cyan = 0% Magenta = 0% Yellow = 15%, Black = 0%	Majority of the walling, Ceiling, Soffit
	INTERNATIONAL ORANGE or Cyan = 0% Magenta = 69% Yellow = 100%, Black = 0%	Can be applied as accent color.
LIGHT COLORED CLADDING		Can be applied as accent wall finish.

To read:

VII. GUIDELINES

1. PCG Racing Stripe


a. Application



To give identity on each PCG infrastructure, PCG Racing Stripe shall be displayed in front of the building, installation or base signages, and all other signages and directory where it is visible to the public.

b. Format

The Racing Stripe shall be at a 60-degree angle, composed of a 30-60-90 right triangle for ease of layout and to symbolize harmony and stability. The width of the Blue and White Racing Stripe (**N**) is variable, depending on the preference of the end-user. The Red Racing Stripe shall be three times the width of the stripe or (**3N**). The PCG Logo or Mother Unit Logo shall be placed at the center of the Red Racing Stripe, with diameter equal to 2.40 times the width of the stripe or (**2.40N**).



COLOR SPECIFICATION		
The Red, Blue and White Stripe Colors were inspired from the Philippine National Flag color scheme to symbolize Filipino Identity on PCG Buildings and Facilities.		
	Royal Blue Code: 0032A0 Red: 0 Green: 50 Blue: 160 Cyan: 100% Magenta: 80% Yellow: 0% Black: 12%	Blue Racing Stripe

	Crimson Red Code: BF0D3E Red: 191 Green: 13 Blue: 62 Cyan: 0% Magenta: 100% Yellow: 59% Black: 11%	Red Racing Stripe Line Partition for Unit/Office Address
	White Code: FFFFFF Red: 255 Green: 255 Blue: 255 Cyan: 0% Magenta: 0% Yellow: 0% Black: 0%	White Racing Stripe

NOTES:

1. Verify the detailed Signage drawing and specification for logo and text spacing guidelines and proportions.
2. Dimension of PCG Logo on the Racing Stripes also varies based on the desired size of the area to be applied.

2. PCG Signage (**Annex A**)

a. Application

PCG signages shall be displayed in front of the bases, building and installation where it is visible to the public.

b. Format (See **Annex A** for Visual Representation)

TEXT SPECIFICATIONS (AGENCY SIGNAGE)				
TEXT	LOCATION	STANDARD FONT STYLE	COLOR/MATERIAL	HEIGHT PROPORTION
IN-CHARGE OF MOTHER UNIT	1 st Row of Text Centered	Arial (Capitalize first letter of the word)	Black (Painted/Printed or Stainless steel; powder coated)	H/12 (Total Signage Height over 12; verify detailed drawings)






MOTHER UNIT	2 ND Row of Text Centered	ARIAL (Bold, Italic; ALL CAPS)	Black (Painted/Printed or Stainless steel; powder coated)	H/12 (Total Signage Height over 12; verify detailed drawings)
UNIT "PHILIPPINE COAST GUARD"	3 RD Row of Text Centered; 4 TH Row of Text Centered (*if applicable)	ARIAL (Bold; ALL CAPS)	Black (Painted/Printed or Stainless steel; powder coated)	H/6 (Total Signage Height over 6; verify detailed drawings)
ADDRESS	Last Row of Text Centered	Arial (Capitalize first letter of the word)	Black (Painted/Printed or Stainless steel; powder coated)	H/12 (Total Signage Height over 12; verify detailed drawings)

TEXT SPECIFICATIONS (PCG UNITS)				
TEXT	LOCATION	STANDARD FONT STYLE	COLOR/ MATERIAL	HEIGHT PROPORTION
IN-CHARGE OF MOTHER UNIT	1 ST Row of Text Centered	Arial (Capitalize first letter of the word)	Black (Painted/Printed or Stainless steel; powder coated)	H/12 (Total Signage Height over 12; verify detailed drawings)
MOTHER UNIT	2 ND Row of Text Centered	ARIAL (Bold, Italic; ALL CAPS)	Black (Painted/Printed or Stainless steel; powder coated)	H/12 (Total Signage Height over 12; verify detailed drawings)
UNIT NAME (e.g. COAST GUARD LOGISTICS SYSTEMS COMMAND)	3 RD Row of Text Centered; 4 TH Row of Text Centered (*if applicable)	ARIAL (Bold; ALL CAPS)	Black (Painted/Printed or Stainless steel; powder coated)	H/6 (Total Signage Height over 6; verify detailed drawings)
ADDRESS	Last Row of Text Centered	Arial (Capitalize first letter of the word)	Black (Painted/Printed or Stainless steel; powder coated)	H/12 (Total Signage Height over 12; verify detailed drawings)

TEXT SPECIFICATIONS (PCG SUB-UNITS)				
TEXT	LOCATION	STANDARD FONT STYLE	COLOR/MATERIAL	HEIGHT PROPORTION
IN-CHARGE OF MOTHER UNIT (e.g. PHILIPPINE COAST GUARD)	1 st Row of Text Centered	Arial (Capitalize first letter of the word)	Black (Painted/Printed or Stainless steel; powder coated)	H/12 (Total Signage Height over 12; verify detailed drawings)
MOTHER UNIT (e.g. COAST GUARD LOGISTICS SYSTEMS COMMAND)	2 ND Row of Text Centered	ARIAL (Bold, Italic; ALL CAPS)	Black (Painted/Printed or Stainless steel; powder coated)	H/12 (Total Signage Height over 12; verify detailed drawings)
SUB-UNIT NAME (e.g. COAST GUARD INFRASTRUCTURE DEVELOPMENT SERVICE)	3 RD Row of Text Centered; 4 TH Row of Text Centered (*if applicable)	ARIAL (Bold; ALL CAPS)	Black (Painted/Printed or Stainless steel; powder coated)	H/6 (Total Signage Height over 6; verify detailed drawings)
ADDRESS	Last Row of Text Centered thru L/1.5 (Total signage length over 1.5)	Arial (Capitalize first letter of the word)	Black (Painted/Printed or Stainless steel; powder coated)	H/12 (Total Signage Height over 12; verify detailed drawings)



Handwritten signature or mark.

COLOR SPECIFICATION		
	Royal Blue Code: 0032A0 Red: 0 Green: 50 Blue: 160 Cyan: 100% Magenta: 80% Yellow: 0% Black: 12%	Blue Racing Stripe
	Crimson Red Code: BF0D3E Red: 191 Green: 13 Blue: 62 Cyan: 0% Magenta: 100% Yellow: 59% Black: 11%	Red Signages Racing Stripe Line Partition for Unit/Office Address
	White Code: FFFFFF Red: 255 Green: 255 Blue: 255 Cyan: 0% Magenta: 0% Yellow: 0% Black: 0%	White Signages Racing Stripe Signage Background

NOTES:

1. Verify the detailed Signage drawing and specification for text spacing guidelines and proportions (See **Annex A**)
2. Signage height and length vary based on the desired dimension.
3. Ideal signage dimension ratio is 1:6.





3. PCG Office Directory Signage (**Annex B**)

a. Application

To aid streamline process of finding the right contact person or department and promote transparency within the Organization by openly displaying the names and positions of personnel, PCG Office Directory shall be displayed in front of every building of a unit.







b. Format (See **Annex B** for Visual Representation)

COLOR SPECIFICATION		
	<p>Royal Blue Code: 0032A0</p> <p>Red: 0 Green: 50 Blue: 160</p> <p>Cyan: 100% Magenta: 80% Yellow: 0% Black: 12%</p>	Blue Racing Stripe
	<p>Crimson Red Code: BF0D3E</p> <p>Red: 191 Green: 13 Blue: 62</p> <p>Cyan: 0% Magenta: 100% Yellow: 59% Black: 11%</p>	<p>Red Signages Racing Stripe</p> <p>Line Partition for Unit/Office Address</p>
	<p>White Code: FFFFFF</p> <p>Red: 255 Green: 255 Blue: 255</p> <p>Cyan: 0% Magenta: 0% Yellow: 0% Black: 0%</p>	Signage Background
	<p>Orange Code: F3601D</p> <p>Red: 243 Green: 96 Blue: 29</p> <p>Cyan: 0% Magenta: 77% Yellow: 100% Black: 0%</p>	½ Inch border on each name



Handwritten signature

4. PCG Buildings and Facilities (**Annex C**)


COLOR SPECIFICATIONS		
COLOR	COLOR NAME	ALLOCATION
	Grey Code: 515151 Red: 81 Green: 81 Blue: 81 Cyan: 65% Magenta: 57% Yellow: 56% Black: 34%	Structural members (e.g., Columns and beams), Concrete Ledge
	Beige Code: D7C5B1 Red: 215 Green: 197 Blue: 177 Cyan: 16% Magenta: 20% Yellow: 29% Black: 0%	Building envelope; General Areas/Walls
	Orange Code: F3601D Red: 243 Green: 96 Blue: 29 Cyan: 0% Magenta: 77% Yellow: 100% Black: 0%	Can be applied as accent color
	White Code: FFFFFF Red: 255 Green: 255 Blue: 255 Cyan: 0% Magenta: 0% Yellow: 0% Black: 0%	Building envelope; General Areas/Walls
Light Colored Cladding		Can Be Applied as Accent Wall Finish.




III. The provision on Annex is hereby amended:

Annex A

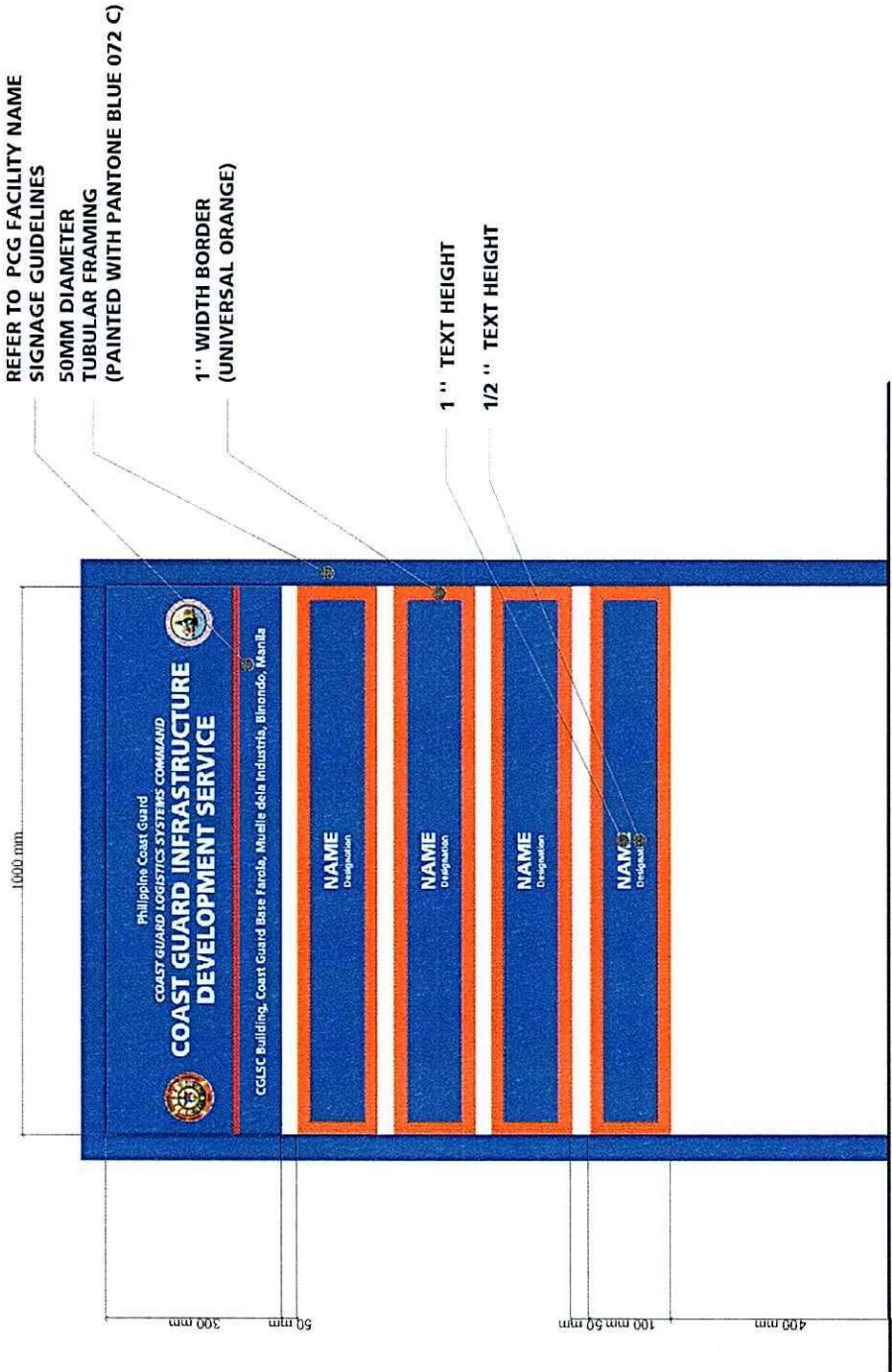
As exhibited:



Annex B



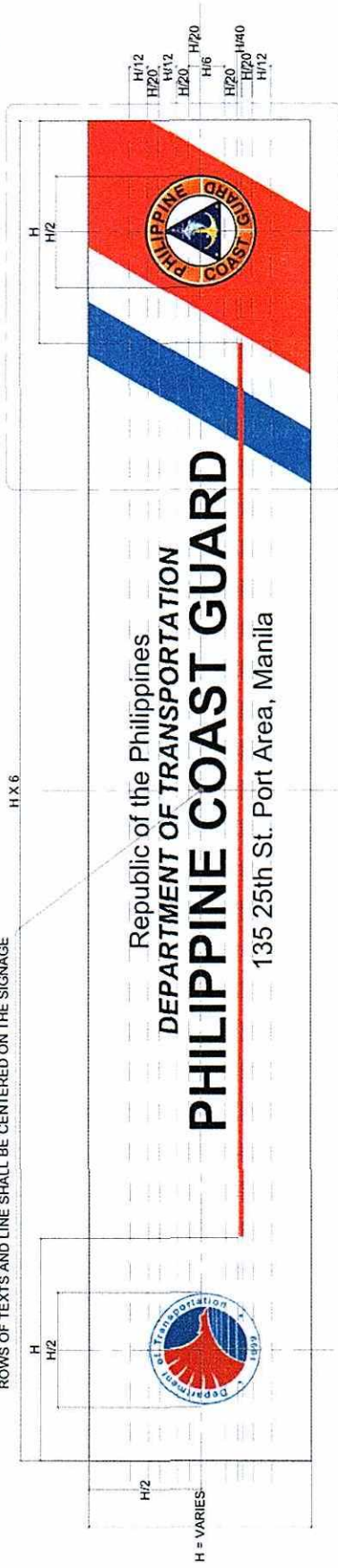
Annex C



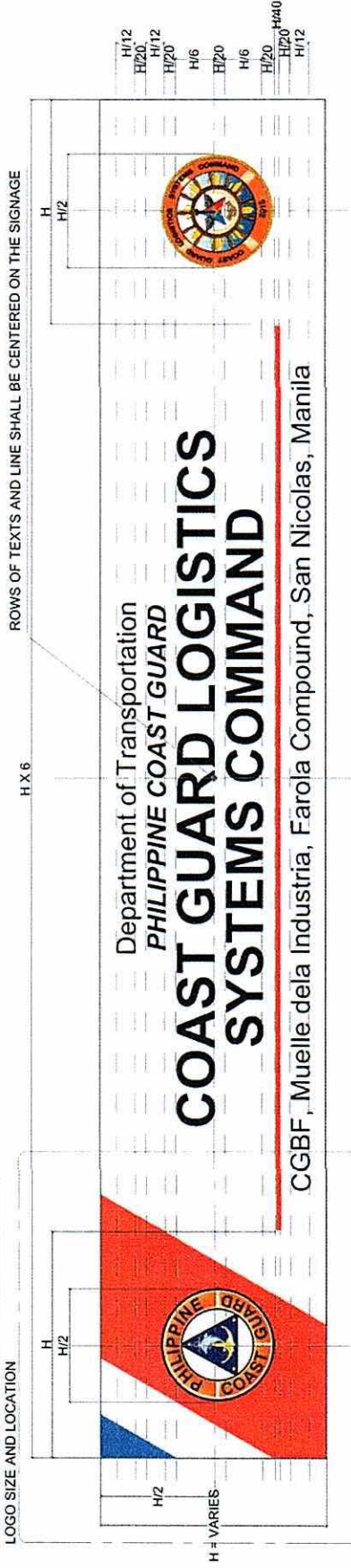
To exhibit:

Annex A

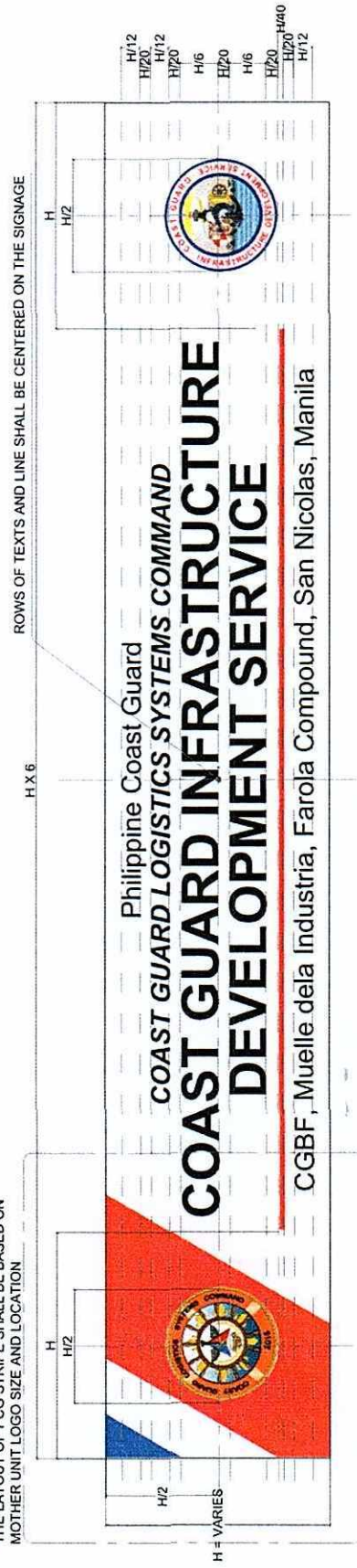
THE LAYOUT OF PCG STRIPE SHALL BE BASED ON PCG LOGO SIZE AND LOCATION



THE LAYOUT OF PCG STRIPE SHALL BE BASED ON PCG LOGO SIZE AND LOCATION



THE LAYOUT OF PCG STRIPE SHALL BE BASED ON MOTHER UNIT LOGO SIZE AND LOCATION



L ■ 1200



Annex C



BY COMMAND OF ADMIRAL GAVAN PCG:

OFFICIAL:

HOSTILLO ARTURO E CORNELIO
RADM **PCG**
Chief of Coast Guard Staff


JAYSIEBELL B FERRER
CDR **PCG**
Coast Guard Adjutant

CGLSC/CGIDS CIRCULAR NR 16-22 AMENDMENT 01-25 DATED 05 JUNE 2025
AMENDMENT TO CGLSC / CGIDS CIRCULAR 16-22 DATED 19 OCTOBER 2022 OTHERWISE KNOWN AS
"STANDARD COLOR SCHEME FOR PHILIPPINE COAST GUARD BUILDINGS AND SIGNBOARD FOR PCG
OFFICES AND OTHER FACILITIES"

